

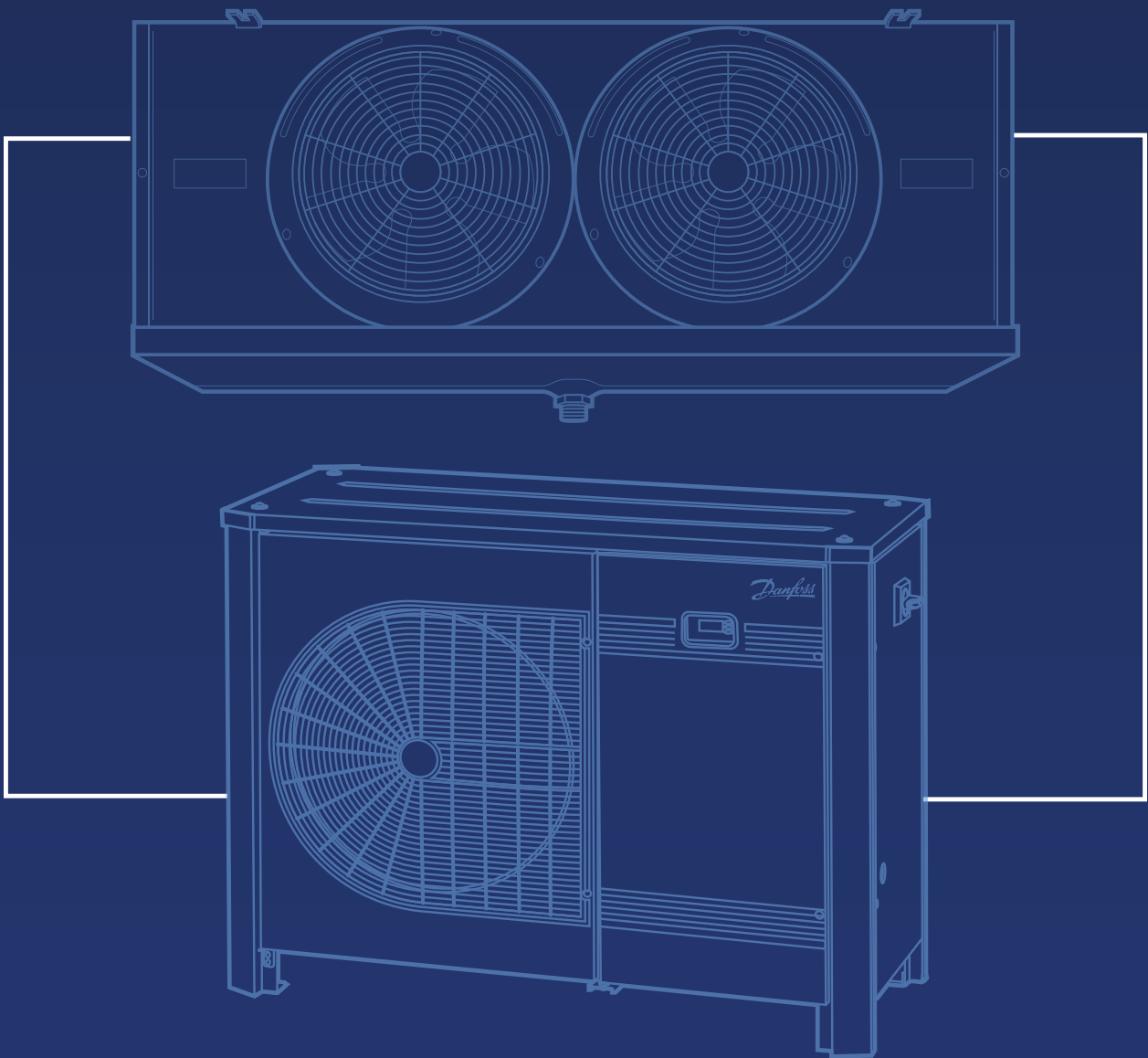


fridge

SPLITS

eco

plus



Taking the hassle out of **cold room & freezer room** selections



Overview

Fridgesplits offers a range of competitive refrigeration systems, designed to take the guess work out of cold room and freezer room selections. Available in 2 versions there is a solution to meet every application.

Suitable for Chill Rooms from 5m³ through to 200m³ (duty range of 1kW to 11.5kW) & Freezer Rooms from 5m³ to 160m³ (duty range of 1kW to 8.8kW) selecting the equipment needed for a wide range of applications has never been easier, or quicker. Available from stock for next day delivery each system offers a perfectly matched condensing unit & evaporator combination, with optional controller kit engineered to match.



The fridgeSPLIT ECO range of systems combines the market leading Danfoss Optyma Slim condensing unit with a perfectly matched ECO evaporator to create a high quality, cost effective, cold room package.











This range matches the highly specified Danfoss Plus packaged units with Lu-Ve high performance evaporators. PLUS systems offers a larger LT capacity range catering for rooms up to 160m³. The Plus units offer lower noise levels, stackability, electronic controller and an aesthetically pleasing cabinet.

3-Year Extended Warranty

All Fridgesplit systems come with a standard warranty period of 3 years!

Register today at www.fridgesplits.co.uk

Overview

FEATURES		
Refrigerant MT	R449A	R449A
Refrigerant LT	R452A	R452A
Condensing Unit	Optyma Slim	Optyma Plus
IP Level	IP54	IP54
Compressor Technology	Reciprocating/Scroll	Reciprocating/Scroll
Control Box	Yes	Yes
Microchannel Condenser	Yes	Yes
Fan Speed Controller	-	Yes
Mains Isolator	-	Yes
Filter Drier	Yes	Yes
Sightglass	Yes	Yes
Crankcase Heater	Yes	Yes
HP/LP Adjustable Pressostat	Auto/Manual Reset Mode	Electronic
Fail Safe Mini-Pressostat	-	Mechanical
Access Door(s)	-	Yes
Acoustic Insulation	-	Yes
Electronic Controller	-	Yes
Network Connectivity	-	Yes
Stack Mounting	-	Yes
Evaporator	Modine ECO	LU-VE
Electric Defrost	Yes	Yes
Protection Level	IP42 (IP54 - Junction box)	IP55
Cabinet Construction	Magnesium Aluminium Alloy	Wedge Cooler - Safeshell Box Coolers - Galvanised Steel Powder Coated
Eurovent Certification	-	Yes
Fan Motor Technology	AC	AC / EC
Available from	  	  

Nomenclature

FSP - 250M1W



1	FS = FridgeSPLIT ECO FSP = fridgeSPLIT Plus
2	### = 3 Digits represent duty in Kw / 100 ie: 250 = 2.5Kw
3	M = Medium back pressure L = Low back pressure
4	1 = Single Phase 3 = Three Phase supply
5	Evaporator Design C = Compact - W = Wedge - B = Box

FridgeSPLITS Eco Range

Accessible Fan

Accessible fan and condenser for easy maintenance.

Filter Drier & Sight Glass

Filter drier and sight glass protect the unit from moisture, acids and solid particles. Flare connections simplify maintenance.

Schrader Valve

Thanks to the Schrader valve the unit is compatible with various fan control devices.

Receiver With Shut-Off Valve

Receiver with shut-off valve makes servicing easier.

Micro Channel Heat Exchanger

Micro-channel heat exchanger is light and easy to clean.

Corrosion Resistant

Resistance to corrosion of the heat exchanger and housing prolongs the lifetime of the unit.

Quick Connections

Quick connections accelerate installation: just mount, braze & plug.

Accessible Service Ports

Accessible service ports on service valves (suction and liquid).

Dual Pressure Control

Dual KP17WB pressure control for enhanced safety.

Crankcase Heater

Crankcase heater protects the compressor when operating under cold weather conditions.



The Optyma™ Slim matches with the following evaporators:



ECO EVS Compact Cooler



ECO GME Wedge Cooler



ECO GCE Box Cooler



These high quality evaporators have casings made from magnesium aluminium alloy which provides a high class appearance combined with durability and ease of cleaning. The coil design uses 'aeraulic' principles to maximise the transfer of heat using pressurised air.


This results in a compact design for the refrigerating capacity. Heaters and fan motors are connected to an IP54 terminal box that is easily accessible.

Air Flow Configuration

Wedge / Compact Cooler



Box Cooler



www.modinecoolers.com

General Chiller Room - R449A

Max Room Volume	Power Supply	Fridgesplit Model Number	Part No	Room Load (kW)	Fridgesplit Capacity (kW)	Install Kit No.	Control Kit No.	Unit / Evaporator	Technical Data							
									Length (mm)	Depth (mm)	Height (mm)	Weight kg	Suction Size	Liquid Size	Electrical Load (amps)	Noise Level
5m ³	1ph	FS100M1C	FS10000	1	1	1	1	Unit	910	364	530	51	1/2	1/4	5.62	34
								Evap	611	435	120	8				-
10m ³	1ph	FS145M1C	FS10001	1.3	1.45	1	1	Unit	910	364	530	52	1/2	1/4	6.82	34
								Evap	611	435	170	11				-
15m ³	1ph	FS180M1C	FS10002	1.7	1.82	2	1	Unit	1079	464	690	62	1/2	5/8	8.5	33
								Evap	1111	435	120	12				-
25m ³	1ph	FS250M1W	FS10003	2.3	2.5	2	2	Unit	1079	464	690	63	5/8	3/8	10.7	33
								Evap	1639	629	277	27				-
35m ³	1ph	FS270M1B	FS10005	2.8	2.7	3	2	Unit	1079	464	690	63	5/8	3/8	13.2	36
	3ph	FS270M3B	FS10006					3	2	Evap	1674	509				431
45m ³	1ph	FS340M1B	FS10009	3.3	3.4	4	2	Unit	1079	464	690	62	3/4	3/8	15.7	37
	3ph	FS340M3B	FS10010					4	2	Evap	1674	509				431
65m ³	1ph	FS400M1B	FS10013	4.3	4.1	4	2	Unit	1079	464	690	70	3/4	3/8	19.5	38
	3ph	FS400M3B	FS10014					4	2	Evap	1674	509				431
85m ³	1ph	FS535M1B	FS10015	5.2	5.35	10	2	Unit	1079	464	690	70	7/8	3/8	25.5	38
	3ph	FS535M3B	FS10016					10	2	Evap	2124	561				468
110m ³	1ph	FS630M1B	FS10017	6.5	6.3	11	3	Unit	1079	464	690	70	7/8	1/2	26.5	38
	3ph	FS630M3B	FS10018					3	2	Evap	1974	561				468
140m ³	1ph	FS780M1B	FS10019	8	7.8	12	4	Unit	1106	464	825	77	7/8	1/2	33	39
	3ph	FS780M3B	FS10020					3	2	Evap	1974	561				468
170m ³	1ph	FS930M1B	FS10021	9.4	9.3	12	4	Unit	1106	464	825	77	1 1/8	1/2	39	39
	3ph	FS930M3B	FS10022					3	2	Evap	1975	608				544
200m ³	3ph	FS1150M3B	FS10023	10.9	11.5	13	3	Unit	1106	464	825	79	1 1/8	1/2	16	39
								Evap	2525	608	544	77				-

General Freezer Room - R452A

Max Room Volume	Power Supply	Fridgesplit Model Number	Part No	Room Load (kW)	Fridgesplit Capacity (kW)	Install Kit No.	Control Kit No.	Unit / Evaporator	Technical Data							
									Length (mm)	Depth (mm)	Height (mm)	Weight kg	Suction Size	Liquid Size	Electrical Load (amps)	Noise Level
5m ³	1ph	FS100L1C	FS10500	1	1	5	1	Unit	1079	464	690	62	5/8	3/8	8.4	36
								Evap	605	435	170	11				-
10m ³	1ph	FS150L1C	FS10501	1.4	1.55	5	1	Unit	1079	464	690	62	5/8	3/8	11.5	40
	3ph	FS150L3C	FS10502					3ph	1111	433	120	12				4.9
15m ³	1ph	FS210L1C	FS10503	1.9	2	6	1	Unit	1079	464	690	77	3/4	3/8	24.5	44
	3ph	FS210L3C	FS10504					3ph	1105	435	170	17				7.7
20m ³	1ph	FS220L1B	FS10505	2.2	2.2	6	2	Unit	1079	464	690	77	3/4	3/8	24.5	44
	3ph	FS220L3B	FS10506					3ph	1674	509	431	28				7.7
45m ³	3ph	FS340L3B	FS10509	3.7	3.4	7	2	Unit	1106	464	825	78	7/8	1/2	13	40
								Evap	1674	509	431	28				-
55m ³	3ph	FS410L3B	FS10511	4.3	4.1	8	2	Unit	1106	464	825	78	1 1/8	1/2	16	42
								Evap	1424	561	468	34				-
80m ³	3ph	FS500L3B	FS10512	5.4	5	9	2	Unit	1106	464	825	78	1 1/8	1/2	15.5	43
								Evap	1425	608	544	48				-

FridgeSPLITS Plus Range

In-Field Stacking Cuts Costs

With its unique load-bearing design, it's possible to stack units in the field. This cuts installation time, and saves on frame construction and brackets to reduce costs.

Compact Cabinet Speeds Installation

New compact design makes it easier to handle when fitting in tight spaces, saving installation time and increases number of potential locations where the units can be sited.

Accessibility to Speed up Service

Easier and quicker accessibility to all components with new double door design - saves time during servicing, maintenance and repair.

Intelligent Technology Speeds Start-Up and Enhances Reliability

Pre-set parameters make it easier to commission the unit straight from the box. Fewer mistakes reduce the risk of damage and save time and money on repairs.



The Optyma™ Plus matches with the following evaporators:



LU-VE Wedge Cooler



LU-VE Box Cooler



www.luvegroup.com

LU-VE offer an unrivalled blend of quality, performance, efficiency and price. LU-VE offer a number of patented design features that exceeds that of other manufacturers.

These include the JETSTREAMER grill design to aid airflow, Venturi Distributor maximises refrigerant flow and Safeshell which provides a low weight high quality casing for the smaller wedge coolers.

General Chiller Room - R449A

Max Room Volume	Power Supply	Fridgesplit Model Number	Part No	Room Load (kW)	Fridgesplit Capacity (kW)	Install Kit No.	Control Kit No.	Unit / Evaporator	Technical Data							
									Length (mm)	Depth (mm)	Height (mm)	Weight kg	Suction Size	Liquid Size	Electrical Load (amps)	Noise Level
5m ³	1ph	FSP100M1W	FSP1001	0.8	0.93	1	5	Unit	941	406	650	49	1/2	1/4	5.62	32
								Evap	803	428	171	9				-
10m ³	1ph	FSP144M1W	FSP1002	1.3	1.44	1	5	Unit	941	406	650	49	1/2	1/4	6.82	29
								Evap	1126	428	171	11				-
15m ³	1ph	FSP182M1W	FSP1003	1.7	1.82	2	5	Unit	1090	480	813	80	5/8	3/8	8.5	36
								Evap	920	555	260	16				-
25m ³	1ph	FSP225M1B	FSP1004	2.3	2.25	3	5	Unit	1090	480	813	80	5/8	3/8	10.7	36
								Evap	1048	330	415	18				-
30m ³	1ph	FSP250M1B	FSP1005	2.6	2.5	3	5	Unit	1090	480	813	80	5/8	3/8	13.2	36
	3ph	FSP250M3B	FSP1006					Evap	760	416	415	24				4.5
45m ³	1ph	FSP330M1B	FSP1007	3.5	3.3	4	5	Unit	1090	480	813	80	3/4	3/8	15.7	36
	3ph	FSP330M3B	FSP1008					Evap	865	416	487	26				7.5
60m ³	1ph	FSP400M1B	FSP1009	4.3	4	4	5	Unit	1090	480	813	80	3/4	3/8	19.5	36
	3ph	FSP400M3B	FSP1010					Evap	865	416	487	31				7.5
80m ³	1ph	FSP520M1B	FSP1011	5.2	5.2	10	6	Unit	1090	480	813	87	7/8	3/8	25.5	37
	3ph	FSP520M3B	FSP1012					Evap	1210	416	415	42				10
110m ³	1ph	FSP630M1B	FSP1013	6.5	6.3	11	7	Unit	1090	480	813	87	7/8	1/2	26.5	37
	3ph	FSP630M3B	FSP1014					Evap	1420	416	487	49				10.5
140m ³	1ph	FSP780M1B	FSP1015	8	7.8	12	7	Unit	1090	480	813	87	7/8	1/2	33	37
	3ph	FSP780M3B	FSP1016					Evap	1420	416	487	49				14
170m ³	1ph	FSP930M1B	FSP1017	9.4	9.3	12	7	Unit	1441	531	965	101	1 1/8	1/2	39	38
	3ph	FSP930M3B	FSP1018					Evap	1975	416	487	62				16
200m ³	3ph	FSP1180M3B	FSP1019	10.9	11.8	13	7	Unit	1441	531	965	101	1 1/8	1/2	16	44
								Evap	1975	416	487	67				-

General Freezer Room - R452A

Max Room Volume	Power Supply	Fridgesplit Model Number	Part No	Room Load (kW)	Fridgesplit Capacity (kW)	Install Kit No.	Control Kit No.	Unit / Evaporator	Technical Data							
									Length (mm)	Depth (mm)	Height (mm)	Weight kg	Suction Size	Liquid Size	Electrical Load (amps)	Noise Level
5m ³	1ph	FSP90L1W	FSP5001	1	0.95	5	5	Unit	1090	480	813	80	5/8	3/8	8.4	36
								Evap	920	555	260	15				-
10m ³	1ph	FSP155L1W	FSP5002	1.4	1.55	14	5	Unit	1090	480	813	80	5/8	3/8	11.5	38
	3ph	FSP155L3W	FSP5003					Evap	1170	555	260	18				5.3
20m ³	1ph	FSP205L1W	FSP5004	2.2	2.05	6	5	Unit	1090	480	813	80	3/4	3/8	17.5	39
	3ph	FSP205L3W	FSP5005					Evap	1048	330	415	18				8.9
30m ³	3ph	FSP255L3B	FSP5006	2.8	2.55	7	5	Unit	1406	481	967	107	3/4	3/8	11.1	41
								Evap	865	416	487	26				-
45m ³	3ph	FSP335L3B	FSP5007	3.7	3.35	15	6	Unit	1441	531	965	135	7/8	1/2	13	40
								Evap	1210	416	415	38				-
65m ³	3ph	FSP450L3B	FSP5008	4.6	4.5	8	6	Unit	1441	531	965	136	1 1/8	1/2	16	43
								Evap	1210	416	415	42				-
75m ³	3ph	FSP470L3B	FSP5009	5.2	4.7	8	6	Unit	1441	531	965	136	1 1/8	1/2	16	43
								Evap	1420	416	487	42				-
110m ³	3ph	FSP610L3B	FSP5010	6.6	6.1	16	7	Unit	1835	650	966	161	1 1/8	1/2	23	47
								Evap	1420	416	487	49				-
160m ³	3ph	FSP880L3B	FSP5011	8.9	8.8	17	7	Unit	1835	650	966	166	1 3/8	5/8	28	47
								Evap	1975	416	487	67				-

Control Kits

We offer a range of control panels to match the varying electrical loads in each system and room size. This includes the Danfoss Optyma controller, RDM's PRO150MSB and, for larger systems, our Universal control panels built by GB Controls.

Kit Description		Install Kit Contents	
		Description	Part No.
Fridgesplit MT Control Kit Number 1	Controller Probes Fan Speed Controller Isolator	Optyma Included with control Panel Danfoss XGE-4C Fan Speed Control Aspen Xtra Isolator 32amp 4 Pole	FSC6001
Fridgesplit MT/LT Control Kit Number 2	Controller Probes Fan Speed Controller Isolator	RDM PRO150-MSB 3 Danfoss XGE-4C Fan Speed Control Aspen Xtra Isolator 32amp 4 Pole	FSC6002
Fridgesplit MT/LT Control Kit Number 3	Controller Probes Fan Speed Controller Isolator	GB Controls Universal Panel Included with control Panel Danfoss XGE-4C Fan Speed Control Aspen Xtra Isolator 32amp 4 Pole	FSC6003
Fridgesplit MT/LT Control Kit Number 4	Controller Probes Fan Speed Controller Isolator	GB Controls Universal Panel Included with control Panel Danfoss XGE-4C Fan Speed Control Aspen Xtra Isolator 40amp 4 Pole	FSC6004
Fridgesplit MT/LT Control Kit Number 5	Controller Probes Fan Speed Controller Isolator	Optyma Included with control Panel Fitted to Condensing Unit Fitted to Condensing Unit	FSC6005
Fridgesplit MT/LT Control Kit Number 6	Controller Probes Fan Speed Controller Isolator	RDM PRO150-MSB 3 Included with control Panel Fitted to Condensing Unit	FSC6006
Fridgesplit MT/LT Control Kit Number 7	Controller Probes Fan Speed Controller Isolator	GB Controls Universal Panel Included with control Panel Fitted to Condensing Unit Fitted to Condensing Unit	FSC6007
Fridgesplit MT/LT Control Kit Number 8	Controller Probes Fan Speed Controller Isolator	RDM PRO150-MSB 3 Danfoss XGE-4C Fan Speed Control Aspen Xtra Isolator 32amp 4 Pole	FSC6008

All Fridgesplit systems come with a standard warranty period of 3 years!

**Register today to get your
Extended 3-Year Warranty**

Register at www.fridgesplits.co.uk



Notes



Quality 'fridge system with a long warranty at a great price?

That'll be a Fridgesplit.